

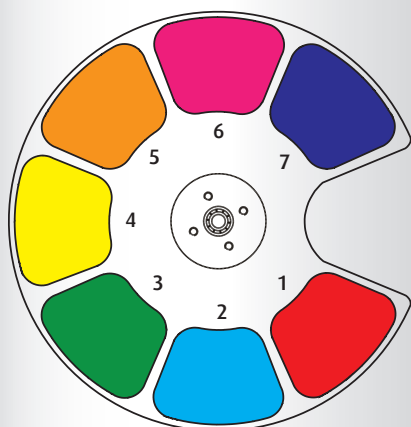
SolaWash FX 1000

Technical Data Sheet

Features

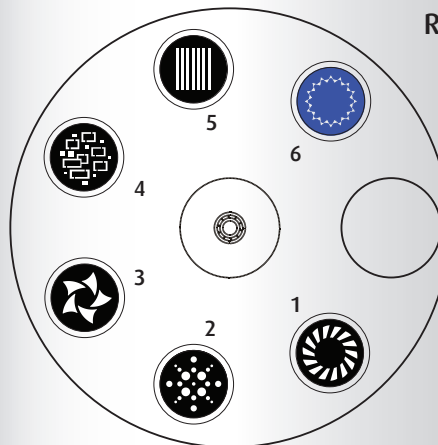
Wash / Beam Optical Design	Pan- 540°
LED Animation Macros	Tilt- 265°
Modular Construction	Max Speed Pan- 360° (seconds)- 2.27
Fast Service Design	Max Speed Tilt- 180° (seconds)- 1.25
Electronic Cooling System Control	Full Color LCD Display W/ Battery Mode
LED Type- 440W Bright White Engine	5-Pin DMX/RDM Connector
LED Hours- 70% Luminous output, 50,000 hrs.	Art-Net Connector
Active Thermal Control	"PowerCON True1" Connector
Fan Modes- Normal / Continuous / Studio	Pan and Tilt Locks
RDM Compatible	Road Case Included
Control Options- DMX 512 / RDM / Art-Net	
DMX Channels- 32	

Optical



Fixed Color Wheel
7 + Open

- 1- Red
- 2- Blue
- 3- Green
- 4- Yellow
- 5- Orange
- 6- Magenta
- 7- Dark Blue



Rotating Gobo Wheel
6 + Open
Glass Lithos

- 1- Spokes
- 2- Dots
- 3- Perfora
- 4- Monovekto
- 5- Bars
- 6- Psych

CMY / CTO- Linear

Lens Defog System

Iris

Rotating GOBO Wheel- 6 + Open

Light Wash- Linear

Heavy Wash- Linear

Zoom- Beam Mode- 5-45 degrees

Wash Mode- 10-50 degrees

Photometrics

LED Engine Output Lumens*-	26,000
Lumens*-	20,000
CRI-	>70
Color Temperature-	6500K

* Lumens as measured by Everfine 2.0 integrating sphere and PMS-80 spectrophotometer. Calibration date March 3, 2014

** 10m distance, Narrow Zoom

Electrical

Input Power Rating- AC 100V - 240V 50/60 Hz

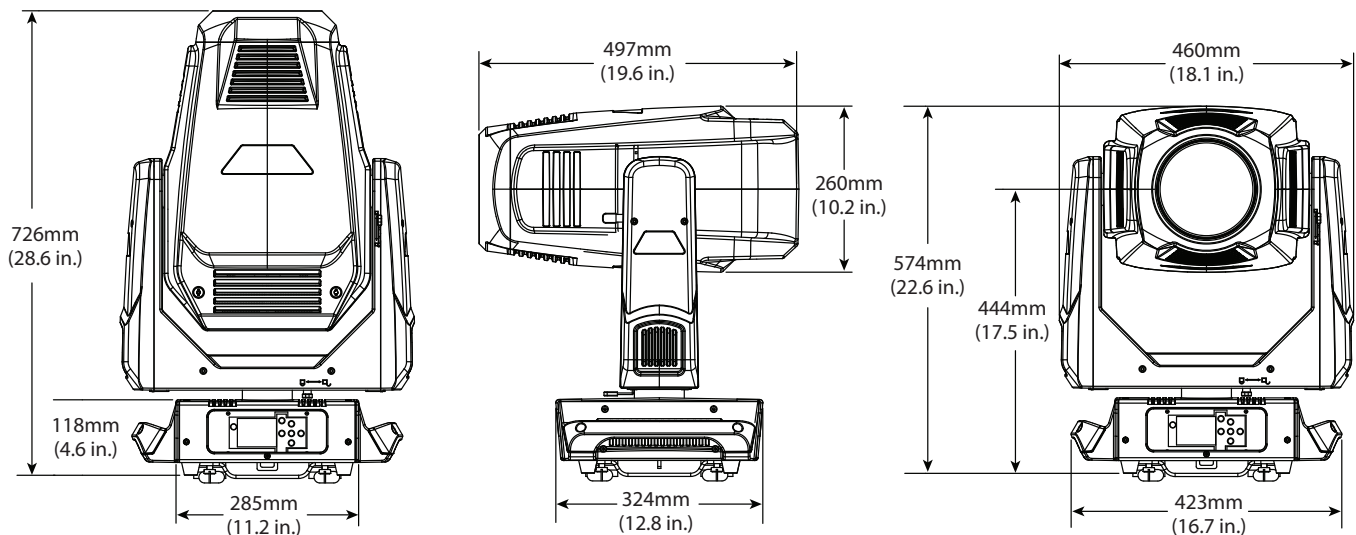
6.2 - 2.4 Amps

Auto Switching Power Supply

Db(A)- 38

Dimensions / Physical

Fixture Dimensions



Fixture Weight- 28 Kg (61 Lbs.)

Road Case Gross / Shipping Weight- 67.1 Kg (148 Lbs.)

Road Case Dimensions- (L x W x H)-

- 584 mm (23 in.) x 610 mm (24 in.) x 940 mm (37 in.)

Minimum Distance to Flammable Objects- 0.5m (1.64 ft)

Minimum Distance to Lighted Objects- 1.5m (4.9 ft.)

Operating Temperature- 0 - 45°C (32 - 113°F)

Storage Temperature- -20 - 60°C (0 - 140°F)

Compliance Approvals- CE, ETL

Mounting Options-

The fixture can be truss mounted using 1/4 camlock C-clamp mounting brackets. It can also stand upright on a stable surface.

Available Colors- Black

HES PN- H7010029



HIGH END SYSTEMS
a Barco company

High End Systems
2105 Gracy Farms Lane
Austin, TX 78758 USA

Office and Customer Service: 512-836-2242
Fax: 512-837-5290
Toll Free: 800-890-8989

Projection Chart

Zoom Range and Distance Chart

